



Everleigh

MUNNO PARA



Lot 17
Wattle release



Fairmontfirst



Position perfect.

Everleigh offers you that idyllic mix of escape and connection; where community meets convenience.

Everleigh has been designed to create a desirable balance of quality new homes and open spaces, with many homes positioned facing a central reserve.

Located within the established suburb of Munno Para, this development is an ideal place to suit many lifestyles and family dynamics.

The Munno Para Railway Station is a 700m walk from Everleigh. Located on the Gawler line, it is a 20 minute train ride to Adelaide station.

The neighbouring 'Munno Para Primary School' is walking distance and supports approximately 340 students across 18+ classes.

With easy access to the northern expressway only being minutes from Everleigh (5kms down the road) and only a 40 minute commute to the Adelaide CBD. Travelling to and from work has never been easier.

Munno Para Shopping Centre and Elizabeth City Centre are just minutes away, as well as a variety of local specialist shops.





Fixed price house and land.

At Everleigh you have the opportunity to secure an affordable, fixed price house and land package within the growing northern suburb of Munno Para.

All homes in Everleigh will feature spacious open plan living and quality inclusions. Lots 16 & 17, will have the option to choose from six carefully curated interior colour schemes.

All this choice is provided as a fixed price solution, meaning that buying has never been easier.

Everleigh is a partnership between the South Australian Housing Authority and Fairmont First, where all properties will be available to those who qualify via HomeseekerSA. To see if you are eligible, please visit liveateverleigh.com.au/eligibility or <https://www.homeseeker.sa.gov.au/buying-a-home/homeseeker-sa-eligibility>

Fairmont*first*



Government
of South Australia



How to buy.

Am I eligible to purchase?

To find out if you are eligible to buy a home through HomeSeeker SA and Everleigh you need to answer 'yes' to the following statements.

- Either I am or the person I am buying the home with are/is an Australian citizen or holds permanent residency in Australia and is 18 years or older.
- My annual household income is less than \$130,000 before tax (couple or family) OR \$100,000 before tax (single)
- My assets are valued at less than \$643,500 (couple or family) OR \$504,500 (single).
- I do not currently own any residential property, including overseas or in regional Australia
- If I do currently own a residential property I have a binding contract for the sale of that property in place.
- I will live in my new home bought through HomeSeeker SA for a continuous period of no less than 6 months following property settlement.
- I have saved enough money for a deposit and upfront fees and charges to buy a home.
- I have finance pre-approval from a bank or finance institution.

We have partnered with HomeStart to provide unique finance opportunities. Please get in touch to find out more.

Confirming your eligibility:


To confirm your eligibility, you simply need to sign a Declaration of Eligibility (in the form of a Statutory Declaration) stating you meet the eligibility requirements.

Rob Brereton will provide this document to you if you are first in line to purchase the property.



Siteplan





Floorplans

Choose your desired allotment based on its location within the release.

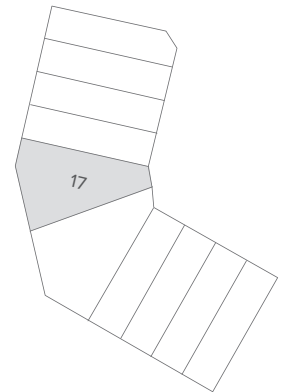
Lot 17

Two-Part Contract

 330m²

 3  2  1

Living	128.90m ²
Porch	4.00m ²
Alfresco	9.60m ²
Garage	23.30m ²
Total	165.80m²
Width	14.0m
Depth	17.1m



PLEASE NOTE:

House and land size may differ slightly from plan shown. Refer to website for details.

All dimensions and room sizes are approximate and may not be to scale. Plans and elevations are for illustration purposes only.



General inclusions

Each home includes a range of quality features and inclusions as standard at no extra cost. Each inclusion is of high quality as we offer only the very best products and brands.

You can feel confident in the knowledge that you have the best value and quality for your money.



GENERAL

Energy Rating	7 Star included
Solar Panels	3.32KW - 8 Panels
Ceiling height	2700mm
Internal linings	10mm Boral sheetrock plasterboard
Entrance doors	Corinthian Flush Panel
Other external doors	Corinthian Flush Panel
External hardware	Tristan Lever Entrance Set Satin Chrome with Dexton Deadlock Single Cylinder Satin Chrome
Internal doors	Corinthian Painted Redicote Flush Panel doors
Internal door hardware	Tristan Lever Passage/Privacy Set Satin Chrome
Insulation	Internal Walls: R2.0, External Walls: R2.5 Thermocoustic, Ceiling: R5.0
Skirtings	67x18mm MDF bevel profile
Window architraves	67x18mm MDF bevel profile
Paint system	Matt acrylic, 2 coat system
Built in robes (as per plan)	Vinyl sliding doors (If applicable)
Electrical	Hard wired smoke detectors with battery backup, meter isolator & 6ka circuit breaker and earth leakage safety switch to meter box.
Lighting	Downlights to entry & main living areas, batten lights to remainder.
NBN provision	NBN provision - (single storey) dble p/point for HUB, conduit from pit to home located to future HUB, earth point on ONT to main electrical earth
Hot water service	Rheem gas continuous flow 26 litre
Air-conditioning	Split system to main living area and ceiling fans with light to bedrooms.
Garage door	Automated panel lift door with two remote controls

EXTERNAL

Bricks (front & rear)	PGH Haze
Mortar	Natural Grey
Render	Cotton Grey
Roof	Colorbond Monument
Gutter & Fascia	Colorbond Monument
Garage door	Colorbond Night Sky
Garage door profile	Madison
Entrance door (incl door frame)	Cotton Grey
Windows	Black

LANDSCAPING

Paving	To driveway, perimeter and alfresco
Fencing & gates	Good neighbour fencing + plinth. Monument Colorbond
Soft Landscaping	Front only: Lawn with minimal plantings and 1 tree. Loam to rear
Stormwater	90mm PVC – connection to street/easement
Rain Water Tank	1,000L Tank
Other	Clothes line, letterbox

Inclusions



Phoenix Pina Sink Mixer*



Westinghouse 600mm Gas Cooktop



Westinghouse 600mm Electric Oven



Westinghouse 600mm Slideout Rangehood

KITCHEN

Sink	Acero Single Bowl Above-mount Sink with drainer
Sink mixer	Phoenix Pina Sink Mixer 200mm Gooseneck, Chrome
Cooktop	Westinghouse 600mm Gas Cooktop
Oven	Westinghouse 600mm Multi-function Electric Oven
Rangehood	Westinghouse 600mm Slideout Rangehood



Semi frameless shower screen



Phoenix Arlo Basin Mixer



Ivy Shower Arm & Rose



Radii 600mm Single Towel Rail, Toilet Roll Holder & Glass shower shelf in Chrome




Seima Kyra 017 Square Basin

BATHROOMS

Basin	Seima Kyra 017 Square Ceramic Basin
Bath	Tondo 1525 Inset Bath
Tapware	Phoenix Arlo Basin Mixer, Ivy Wall Mixers, Ivy Bath Outlet, Ivy Shower Arm & Rose, Chrome
Accessories	Radii 600mm Single Towel Rail, Toilet Roll Holder & Glass shower shelf in Chrome
Shower screen	Series 600 (Semi Frameless) Polished Silver Frame - Clear Glass
Toilet suite	Mero Closed Couple Toilet
Floor grate	Plastic Octagonal
Mirrors	Mirror over all vanity units, custom length x 750mmH x 4mm polished edge
Fan	Exhaust fan to bathroom - heat lamp to main bathroom

LAUNDRY

Laundry sink	45Ltr Stainless Steel Laundry Sink
Sink mixer	Ivy MK11 Sink Mixer Chrome



Style selections

Carefully selected by our team of designers, we have six timeless and inspiring colour schemes for you to choose from.

Feel at ease in your surroundings by enjoying a home that reflects you.

Coastal



KITCHEN

Benchtop	Laminex White Valencia Natural
Splashback	Cream Undulated Subway 75x300 Horizontal Stack Lay with Misty Grey Grout
Lower cupboards (inc fridge and pantry)	Polytec Classic White Matt
Overhead cupboards	Polytec Classic White Matt
Joinery handle	Dallas Dull Brushed Nickel - no handles to overhead cupboards

BATHROOMS

Benchtop	Laminex Formica Autumn Oak Velour
Cupboard	Polytec Classic White Matt
Floor tiles	Kempsey Sabbia Matt 300x300 with Mudberry Grout
Wall tiles	Plain White Matt 300x400, horizontal stack bond with Ultrawhite grout
Joinery handle	Dallas Dull Brushed Nickel

LAUNDRY

Benchtop	Formica Autumn Oak Velour
Cupboards	Polytec Classic White Matt
Floor tiles	Kempsey Sabbia Matt 300x300 with Mudberry Grout
Wall tiles	Plain White Matt 300x400, horizontal stack bond with Ultrawhite grout
Joinery handle	Dallas Dull Brushed Nickel

GENERAL

Internal wall paint	Wattyl Slightly
Main floor	Clix 7mm Classic Oak White Varnished
Carpet	EC Summit Point Feathertop

Urban



KITCHEN

Benchtop	Laminex Nero Grafite Natural
Splashback	Grey Undulated Subway 75x300 Horizontal Stack Lay with Misty Grey Grout
Lower cupboards (inc fridge and pantry)	Polytec Stone Grey Matt
Overhead cupboards	Polytec Stone Grey Matt
Joinery handle	Livorno Dull Brushed Nickel - No handles to overhead cupboards

BATHROOMS

Benchtop	Laminex Grigio Grafite
Cupboard	Laminex Battalion Natural
Floor tiles	Matang Mid Grey Matt 300x300 with Slate Grey grout
Wall tiles	Plain White Matt 300x400, horizontal stack bond with Ultrawhite grout
Joinery handle	Livorno Dull Brushed Nickel

LAUNDRY

Benchtop	Laminex Grigio Grafite Natural
Cupboards	Laminex Battalion Natural
Floor tiles	Matang Mid Grey Matt 300x300 with Slate Grey grout
Wall tiles	Plain White Matt 300x400, horizontal stack bond with Ultrawhite grout
Joinery handle	Livorno Dull Brushed Nickel

GENERAL

Internal wall paint	Wattyl Floral White
Main floor	Clix 7mm Old Oak Grey Brushed
Carpet	Quest Compass Pitch

Scandi



KITCHEN

Benchtop	Laminex Carrara Delicata
Splashback	White Undulated Subway 75x300 Horizontal Stack Lay with Misty Grey Grout
Lower cupboards (inc fridge and pantry)	Laminex Ghostgum Natural
Overhead & cupboards	Laminex Ghostgum Natural
Joinery handle	Dallas Chrome - No handles to overhead cupboards

BATHROOMS

Benchtop	Laminex Carrara Delicata
Cupboard	Wilsonart Landmark Wood Xtreme Matt - Vertical
Floor tiles	Kempsey White Matt 300x300 with MistyGrey grout
Wall tiles	Plain White Gloss 300x400, horizontal stack bond with Ultrawhite grout
Joinery handle	Dallas Chrome

LAUNDRY

Benchtop	Laminex Carrara Delicata Natural
Cupboards	Wilsonart Landmark Wood Xtreme Matt - Vertical
Floor tiles	Kempsey White Matt 300x300 with Slate Grey grout
Wall tiles	Plain White Gloss 300x400, horizontal stack bond with Ultrawhite grout
Joinery handle	Dallas Chrome

GENERAL

Internal wall paint	Wattyl Feather Dawn
Main floor	Clix 7mm Montanna Oak Light Beige
Carpet	Quest Compass Maverick

Industrial



KITCHEN

Benchtop	Laminex Pearl Concrete Natural
Splashback	Plain White Subway 100x300 Horizontal Stack Lay with Ultrawhite Grout
Lower cupboards (inc fridge and pantry)	Laminex Battalion Natural
Overhead cupboards	Polytec Maison Oak Matt - Vertical
Joinery handle	Ferrara Lip Pull Stainless Steel - no handles to overhead cupboards

BATHROOMS

Benchtop	Laminex Pearl Concrete Natural
Cupboard	Polytec Maison Oak Matt - Vertical
Floor tiles	Kempsey Grey 300x300 with Magellan Grey grout
Wall tiles	Plain White Gloss 300x400, horizontal stack bond with Ultrawhite grout
Joinery handle	Ferrara Lip Pull Stainless Steel

LAUNDRY

Benchtop	Laminex Pearl Concrete Natural
Cupboards	Polytec Maison Oak Matt - Vertical
Floor tiles	Kempsey Grey Matt 300x300 with Magellan Grey grout
Wall tiles	Plain White Gloss 300x400, horizontal stack bond with Ultrawhite grout
Joinery handle	Ferrara Lip Pull Stainless Steel

GENERAL

Internal wall paint	Wattyl First Snow
Main floor	Clix 7mm Venetian Oak
Carpet	EC Savanna Applebush

Organic



KITCHEN

Benchtop	Formica Purestone Velour
Splashback	White Undulated Subway 75x300 Horizontal Stack Lay with Ultrawhite Grout
Lower cupboards (inc fridge and pantry)	Formica Crystal White Velour
Overhead cupboards	Formica Grassland Velour
Joinery handle	Ferrara Lip Pull White - no handles to overhead cupboards

BATHROOMS

Benchtop	Formica Soft Oak Velour
Cupboard	Formica Grassland Velour
Floor tiles	Astra White Matt 300x300 with Misty Grey grout
Wall tiles	Astra White Matt 300x300 stackbond with Misty Grey grout
Joinery handle	Ferrara Lip Pull White

LAUNDRY

Benchtop	Formica Soft Oak Velour
Cupboards	Formica Grassland Velour
Floor tiles	Astra White Matt 300x300 with Misty Grey grout
Wall tiles	Astra White Matt 300x300 stackbond with Misty Grey grout
Joinery handle	Ferrara Lip Pull White

GENERAL

Internal wall paint	Wattyl Spirit Grey
Main floor	Clix 7mm Montana Oak Light Beige
Carpet	EC Savanna Cottonwood

Chic



KITCHEN

Benchtop	Laminex Calacatta Majore Natural
Splashback	Plain White Matt Subway 100x300 Horizontal Stack Lay with Ultrawhite Grout
Lower cupboards (inc fridge and pantry)	Laminex Terril Natural
Overhead cupboards	Laminex Calm White Natural
Joinery handle	Livorno Matt Black - No Handles to overhead cupboards

BATHROOMS

Benchtop	Polytec Chambord Matt
Cupboard	Polytec Artisan Oak Matt - Vertical
Floor tiles	Jakarta White Matt 300 x 300 with Misty Grey grout
Wall tiles	Jakarta White Matt 300 x 300 stackbond with Misty Grey grout
Joinery handle	Livorno Matt Black

LAUNDRY

Benchtop	Polytec Chambord Matt
Cupboards	Polytec Artisan Oak Matt - Vertical
Floor tiles	Jakarta White Matt 300 x 300 with Misty Grey grout
Wall tiles	Jakarta White Matt 300 x 300 stackbond with Misty Grey grout
Joinery handle	Livorno Matt Black

GENERAL

Internal wall paint	Wattyl Feather Dawn
Main floor	Clix 7mm Camel Oak Greige
Carpet	EC Savanna Coolibah

Everleigh

MUNNO PARA



For more information visit:
liveateverleigh.com.au

Fairmontfirst



Government
of South Australia

Fairmont Projects Pty Ltd
19 Fullarton Rd, Kent Town SA 5067
Ph: 08 8112 3133 fairland.com.au

RLA 274625. Fairmont Homes Builder's Licence No. 188013. Details correct at time of publishing. All information subject to the approval from the City of Onkaparinga Council. Development plan shown is for indicative purposes only, please refer to final plans held by council. The Information in this marketing brochure, including photographs, artist impressions, illustrations, floor plans, site plans and measurements, are indicative or approximate only, and can be subject to change without notice. 'Fixed price' refers to the build and land costs on an allotment chosen by Fairmont specifically. While every effort is made to retain a Fixed Price unknown on-site costs may impact on the final price of your home. This includes but is not limited to selections, engineering, council requirements and retaining. Information correct at time of lodging and may change without notice. All images displayed in this brochure, including floor plans and facades, are to be used as a guide only and may not be to scale. All images are for illustration purposes only and may not replicate actual homes. Items shown in imagery including additional fixtures and fittings, landscaping, flooring, decorative items and furniture are not included in the standard homes price. For detailed home pricing, please talk to a sales consultant. E & OE 15118. ABN 26 110 542 553. Builder's Licence No. 188013. 18027